

BRICK

RESIDENTIAL & COMMERCIAL APPLICATIONS

COLLECTION



LASTING IMPRESSIONS

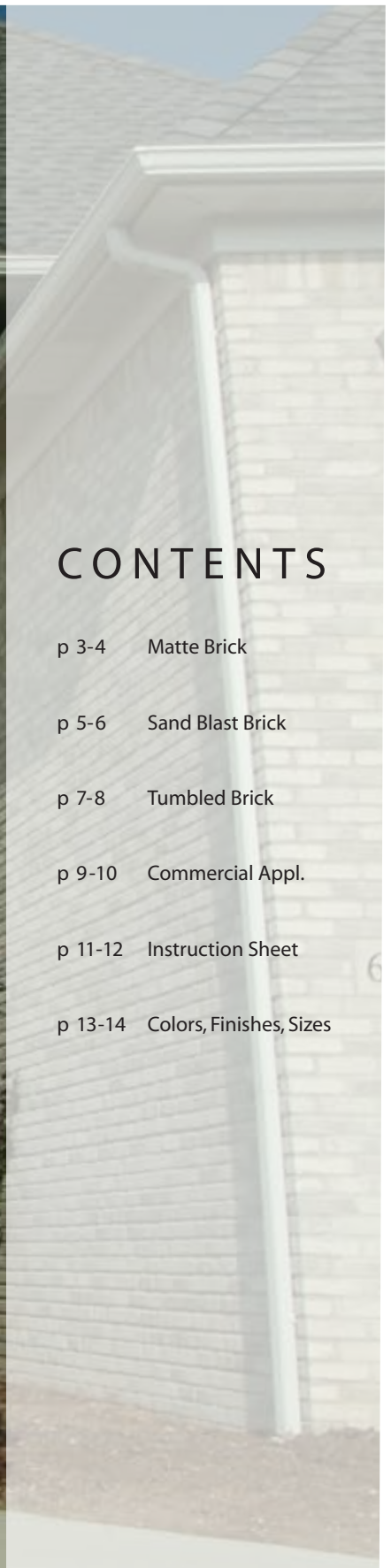
First impressions are important. It says welcome to my home. It says my business is a proud member of the community. Oberfield Brick can make a lasting impression on your project.

Oberfield Brick is a durable, economical alternative to clay brick. Manufactured with concrete, Oberfield Brick is offered in a wide variety of colors and finishes for both residential and commercial construction. And, with a quick-delivery turnaround, you get exactly what you want, when you want it.



CONTENTS

- p 3-4 Matte Brick
- p 5-6 Sand Blast Brick
- p 7-8 Tumbled Brick
- p 9-10 Commercial Appl.
- p 11-12 Instruction Sheet
- p 13-14 Colors, Finishes, Sizes



CORDOVA **TUMBL**ED

"As a homebuilder, my first thought was...concrete brick is used in commercial construction. After reviewing the colors and finishes, I was pleasantly surprised at how inviting the brick was for residential construction." - *Homebuilder*

MATTE
BRICK

A Traditional Look, Bringing Warmth
to Your Home or Business



p3

CLOCK WISE FROM TOP LEFT | NEW ALBANY MATTE | CORDOVA MATTE | ANTIQUE MATTE | ANTIQUE MATTE | NEW ALBANY MATTE



"With the vulnerability of getting clay brick when needed, I was worried about the unknowns of concrete brick...control joints, fading, cracking. All my questions were answered with the help of Oberfield's and their TEK bulletins, and my projects have performed as nice as any clay projects." - *Specifier*



SAND
BLAST
BRICK

Unique Texture, Inviting Appeal



p5

CLOCK WISE FROM TOP LEFT | KODIAK SANDBLAST | KODIAK SANDBLAST | KODIAK SANDBLAST | KODIAK SANDBLAST | KODIAK SANDBLAST



"I enjoy using the Oberfield Brick because the units are consistent in size and easy to lay." - Mason



TUMBLLED BRICK

Old World Aesthetics,
Modern Day Durability



p7

CLOCK WISE FROM TOP LEFT | CORDOVA TUMBLLED | CAPE COD TUMBLLED | CORDOVA TUMBLLED | CORDOVA TUMBLLED | CAPE COD TUMBLLED



"When my husband and I began to look for brick, I knew I wanted something other than the typical red/brown blend. I found the Cape Cod Tumbled brick and knew it was a perfect fit for our new home." - Homeowner



COMMERCIAL
APPLICATIONS

Economical Benefits,
for any Size Job



p9

CLOCK WISE FROM TOP LEFT | LAREDO & ASPEN MATTE | CORDOVA MATTE | CORDOVA MATTE | ANTIQUE MATTE | LAREDO & ASPEN MATTE

“Oberfield Brick is ideal in commercial construction, when used in conjunction with concrete masonry units. Both products have the same intrinsic characteristics, so I don’t have to worry about the two materials working against each other.” - Architect



OBERFIELD BRICK INSTRUCTION SHEET

The following are recommendations for installing and cleaning Oberfield's Limestone Brick:

INSTALLATION:

- When pulling brick off the cubes, pull down from multiple cubes for maximum color blending.
- On a modular brick, the outside cores are off-set towards architectural face.
- On a utility brick, the outside cores are off-set towards architectural face.

CONTROL JOINTS:

Oberfield's recommends that control joints be designed into the project to minimize potential shrinkage. Concrete masonry veneer units, like all concrete products, tend to decrease in volume as drying occurs. Shrinkage cracks in concrete masonry are an aesthetic, rather than structural concern. Whenever possible, control joints should be located where stress concentrations occur. On residential construction, Oberfield's recommends horizontal joint reinforcement be placed at 16 in. o.c.. This will help compensate for not placing control joints at every window opening. Most control joints on residential construction can be hid behind downspouts or placed adjacent to the edge of quoins. Another option is to stagger the control joint to follow the mortar joint.

CLEANING CONCRETE MASONRY:

New Construction

In order to reduce the amount of cleaning required at the completion of a building, walls should be cleaned each day. Mortar droppings should be allowed to harden slightly, then scraped off with a trowel or wood scraper. A small piece of broken block is also effective, followed by brushing with a stiff bristle or stainless steel wire brush (never use a steel wire brush).

Good masonry practices will minimize the amount of final cleaning significantly. Turning scaffolding boards at the end of the day and using sand or straw at the base of the wall will eliminate stains that are very difficult to remove later. Another important step is to cover the top of unfinished walls at the end of each day. This will prevent water from entering the cavities and will help prevent efflorescence. The plastic or tarps should drape at least two feet down each side of the wall.

Final cleaning will be easier if it occurs approximately one week after completion of walls (newly constructed walls must set 4 or 5 days to allow the mortar to harden prior to cleaning).

Never use high pressure cleaning! The use of high-pressure power washers will most certainly alter the appearance of a concrete masonry wall and could cause un-repairable damage to the building. A pressure washer with a maximum of 200 psi and a wide flare nozzle held 12 to 18 inches from the surface will give excellent results on most projects. Pre-wetting walls is a necessary first step. Work in sections from top down for best results.

CHEMICAL CLEANING:

If good masonry practices are followed, chemical cleaning will seldom be necessary. If required, call Oberfield's for suggested cleaning solutions.

- Follow mix solutions and directions of manufacturer. Always pre-wet surfaces prior to application of any cleaning solution.
- Oil stains, grease, graffiti or efflorescence removal, refer to N.C.M.A. Tek-Notes 8-1A, 8-2A, 8-3A, 8-4A. Copies of these Tek's are available from Oberfield's Inc. or The National Concrete Masonry Association.

Call Oberfield's Inc. at 614-252-0955, 740-369-7644 or 800-845-7644 for Technical Support

CLEANING INSTRUCTIONS:

Mortar:

Using a lower compressive strength mortar, Type N, is often specified because it tends to be more flexible than other mortar types.

REFERENCE MATERIALS:

NCMA TEK 10-4 Crack Control for Concrete Brick And Other Concrete Masonry Veneers

NCMA C 55-03 Standard Specification for Concrete Brick

CSI MasterFormat 2004 Section 04 22 00 on Concrete Unit Masonry.

Oberfield Brick Products	Stocked	Dimensions	Weight per Unit	Units per Cube	Weight per Cube	Colors Stocked
Modular Brick	x	3 ⁵ / ₈ x 2 ¹ / ₄ x 7 ⁵ / ₈	4.5 lbs.	510	2295	Antique Matte, Aspen Matte, Cape Cod Matte, Cordova Matte, Kodiak Matte, Laredo Matte
Utility Brick		3 ⁵ / ₈ x 3 ⁵ / ₈ x 11 ⁵ / ₈	12 lbs.	198	2376	N/A

SPECIAL NOTES

All Stocked Oberfield Brick are available in Matte finish only. Other colors and finishes are available and subject to set-up and special order charges.

Oberfield Brick are sold as full cubes only.

Oberfield Brick are packaged on disposable pallets.

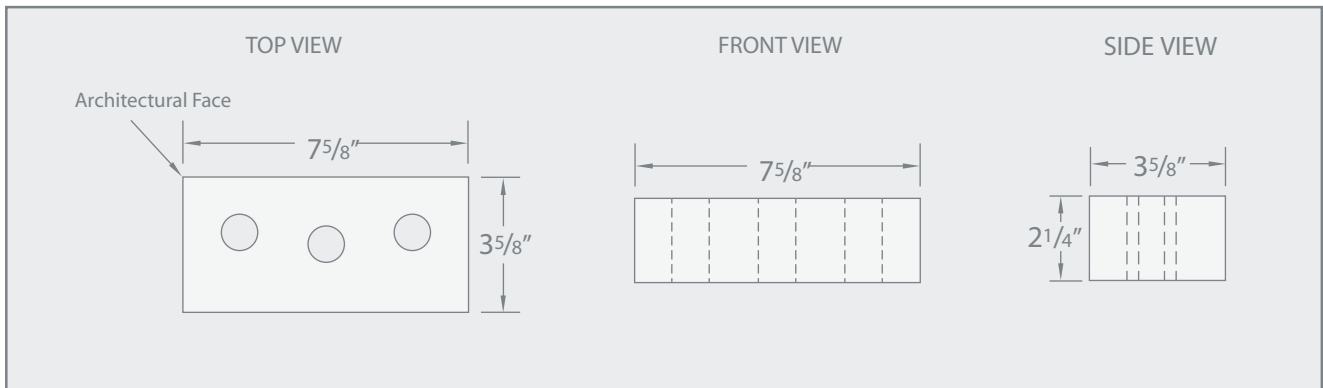
SPECIAL ORDER NON-STOCK OBERFIELD BRICK CHARGES:

Modular Brick: less than 29,999 pieces=\$3,150.00 per shape/color/size for non-stock units.
More than 30,000 pieces=No set up charge

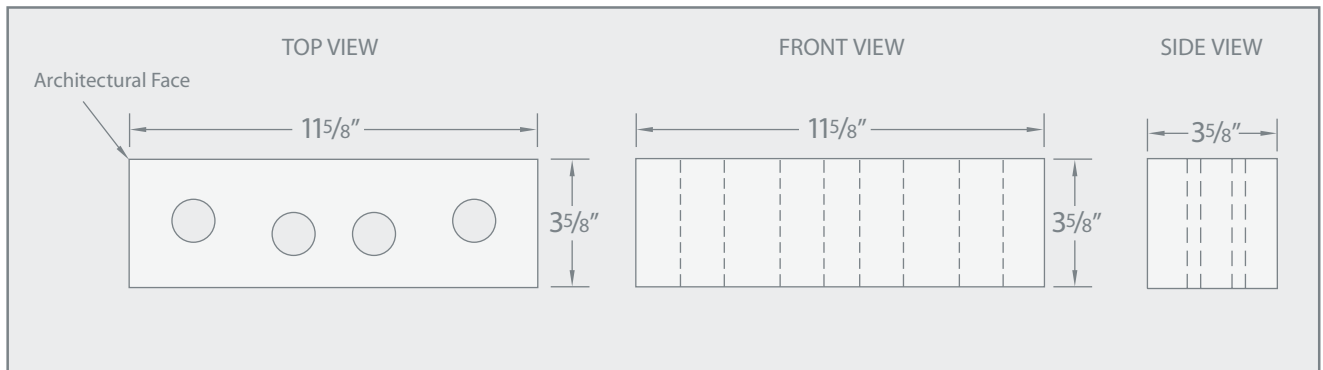
Utility Brick: less than 19,999 pieces=\$3,150.00 per shape/color/size for non-stock units.
More than 20,000 pieces=No set-up charge

Custom colors for both modular and utility brick are available upon request and subject to set-up and special order charges.

MODULAR BRICK



UTILITY BRICK



MODULAR BRICK COLORS



Antique



Aspen



Cape Cod



Cordova



Kodiak



Laredo

FINISHES



Matte



Sandblast



Tumbled

SIZES



Utility
3⁵/₈" x 3⁵/₈" x 11⁵/₈"

Modular
3⁵/₈" x 2¹/₄" x 7⁵/₈"

UTILITY BRICK COLORS



Aspen



Claridon



Driftwood



Irish Rose



Ivory



Laredo



Mocha



Smokey Rose



Sunbaked

The printed photography in this brochure shows the general appearance of color and texture ranges. The actual product shipped is not guaranteed to duplicate each shade and texture shown here. Final color and texture selections should be made from actual samples. Please visit one of our showrooms or a local distributor where actual product samples can be viewed and selected.

Oberfield's is Ohio's premier manufacturer and marketer of high-quality concrete masonry, landscape, sitescape and building material products. We invite you to visit one of our four showrooms or many distributors throughout the region. Simply call us for a convenient location near you. **614.252.0955 or 800.845.7644**



CORPORATE OFFICE

Sales

528 London Road
P.O. Box 362
Delaware, OH 43015
614.252.0955
740.369.7644
800.845.7644
fax 740.363.7644

Sales & Manufacturing

777 W. Cherry Street
Sunbury, OH 43074
740.965.4141

Sales & Manufacturing

1165 Alum Creek Drive
Columbus, OH 43209
614.252.0955
fax 614.252.5858

Sales

1190 S. Prospect Street
Marion, OH 43302
740.382.8888
fax 740.382.3110



©2006 Oberfield's Inc.

Visit our web site at www.oberfields.com