

OBERFIELDS LLC
SALES - CORPORATE OFFICE

Masonry, Landscape & Precast
528 London Road
P.O. Box 362
Delaware, Ohio 43015-0362
614-252-0955
740-369-7644
800-845-7644
Fax 740-363-7644

SALES

Masonry & Landscape
450 West Fair Avenue
Lancaster, Ohio 43130
740-653-3074
Fax 740-653-7285

SALES AND MANUFACTURING

Landscape & Precast
1165 Alum Creek Drive
Columbus, Ohio 43209
614-252-0955
Fax 614-252-5858

Masonry & Landscape
980 Shawnee Road
Lima, Ohio 45805
419-225-6761
Fax 419-225-6121

MANUFACTURING

Masonry
471 Kintner Parkway
Sunbury, Ohio 43074
740-965-4141
Fax 740-965-2454

Masonry
4033 Alum Creek Drive
Obetz, Ohio 43207

Masonry
912 Sandusky Street
Fostoria, Ohio 44830



oberfields.com

what outdoor living should be[®]

- PAVERS
- RETAINING WALLS
- ACCESSORIES





INSPIRATION

Walkways & Patios	1-2
Driveways	3-4
Steps & Stairways	5-6
Fire Pits & Grills	7-8
Water Features	9-10
Columns & Borders	11-12

PAVERS

Monroe® Pavers	15-16
Washington® Pavers	17-18
Washington Circle® Pavers	19-20
Vintage Washington® Pavers	21-22
Vintage Belhaven® Pavers	23-24
Vintage Richfield® Pavers	25-26
Rosetta® Grand Flagstone	27-28
Rosetta® Dimensional Flagstone	29-30
StoneTile®	31-32
Travertine	33-34

ECO PAVERS

Turfstone®, Spec-Pave® and Washington® Permeable Pavers	37-38
--	-------

RETAINING WALLS

Rosetta® Belvedere	41-42
Rosetta® Dimensional Wall	43-44
Rosetta® Dimensional Coping	45-46
Rosetta® Stonebridge	47-48
Rosetta® Outcropping	49-50
Rosetta® Steps	51-52
Edington Wall Stone®	53-54
Non-Weathered Versa-Lok® Walls	55-56
Non-Weathered Versa-Lok® Mosaic® Walls	57-58
Weathered Versa-Lok® Mosaic® Walls	59-60
Handy-Quick® Wall & Handy Stack® Wall	61-62
Omega Retaining Wall System™	63-64

GENERAL INFORMATION

Emberlok® Masonry Fireplace Systems	65
Banding & Accents	66
Paver Patterns	67-68
Packaging Reference Guide	69-70
Warranty	72



a



b




c

walkways and patios

- a) Rosetta® Grand Flagstone, Rosetta® Belvedere, Rosetta® Steps, Washington® Pavers
- b) Travertine, Weathered Versa-Lok® Mosaic®, Heritage Stone®
- c) Washington® Pavers, Weathered Versa-Lok® Mosaic®



a



b

driveways

- a) Washington® Pavers
- b) Vintage Belhaven® Pavers



a



b



c

steps & stairways

- a) Weathered Versa-Lok® Mosaic®
- b) Rosetta® Outcropping, Rosetta® Steps
- c) Travertine, Weathered Versa-Lok® Mosaic®



a



b



c

firepits & grills

- a) Rosetta® Grand Flagstone, Rosetta® Outcropping, Washington® Pavers
- b) Edington Wall Stone®, Vintage Belhaven® Pavers
- c) Edington Wall Stone®, Vintage Belhaven® Pavers



a



b



c

water features

- a) Weathered Versa-Lok® Mosaic®, Washington® Pavers
- b) Rosetta® Outcropping
- c) Edington Wall Stone®



a



b

columns & borders

- a) Edington Wall Stone®, Vintage Belhaven® Pavers
- b) Vintage Washington® Pavers



in my outdoor space
wishes do come true

DesignPAVE®

MONROE®

WASHINGTON®

WASHINGTON CIRCLE®

VINTAGE WASHINGTON®

VINTAGE BELHAVEN®

VINTAGE RICHFIELD®

ROSETTA® GRAND FLAGSTONE

ROSETTA® DIMENSIONAL FLAGSTONE

STONETILE®

TRAVERTINE

Pavers





monroe®

The straight lines created by our Monroe® pavers are ideal for the homeowner that prefers the look of traditional brick. Utilization of various colors and a variety of patterns, provides the freedom to choose a design ranging from simple to complex.



PRODUCT SPECS



a) Monroe® – 4" x 8"

All stocked Monroe® pavers are 2³/₈" thick
 Monroe Pavers also available 3¹/₈" thick

COLORS



Antique Blend



Autumn Blend



Canyon Creek Blend



Charcoal



Earth Blend



Flagstone Blend



Granite Blend

Due to variations in printing, color selections should always be chosen from actual product samples.



washington®

Classic cobblestone patterns with squares and rectangles, create the European charm that make our Washington® pavers among the most popular landscape enhancements.



PRODUCT SPECS



a



b



c

- a) Washington® 10 – 4 1/8" x 5 1/2"
- b) Washington® 14 – 5 1/2" x 5 1/2"
- c) Washington® 21 – 5 1/2" x 8 1/4"

All stocked Washington® Pavers are 2 3/8" thick
Washington® 14 & 21 Pavers also available 3 1/8" thick

COLORS



Antique Blend



Autumn Blend



Canyon Creek Blend



Earth Blend



Flagstone Blend



Granite Blend

Due to variations in printing, color selections should always be chosen from actual product samples.



washington circle®

Incorporate a cobblestone circle to help define a space or add visual interest. The Washington Circle® system complements our Washington® pavers for unlimited creativity.



PRODUCT SPECS



- a) **Washington Circle® System** – Circle center, small circle paver, large circle paver
 - b) **Washington® 10** – 4 1/8" x 5 1/2"
- All Washington® Circle Pavers are 2 3/8" thick

COLORS



Antique Blend



Autumn Blend



Canyon Creek Blend



Charcoal



Earth Blend



Flagstone Blend



Granite Blend

Due to variations in printing, color selections should always be chosen from actual product samples.



vintage washington®

This elite collection of tumbled pavers offers you a rich palette of colors, textures, shapes and sizes crafted to mimic a rustic, weathered appearance. A combination of large and small paving stones allows you to capture a time-worn appearance to artfully accent your landscape.



PRODUCT SPECS



- a) Vintage Washington® 10 – 4 1/8" x 5 1/2"
- b) Vintage Washington® 14 – 5 1/2" x 5 1/2"
- c) Vintage Washington® 21 – 5 1/2" x 8 1/4"

All stocked Vintage Washington® Pavers are 2 3/8" thick
Vintage Washington® 14 & 21 Pavers also available 3 1/8" thick



- d) Washington® 10 – 4 1/8" x 5 1/2"
- e) Vintage Washington® Circle – Circle center, small circle paver, large circle paver

COLORS



Antique Blend



Canyon Creek Blend



Earth Blend



Desert Sand Blend



Flagstone Blend



Granite Blend

Due to variations in printing, color selections should always be chosen from actual product samples.




vintage belhaven®

Vintage Belhaven® pavers are perfect for the discerning homeowner that values the rustic, weathered appearance of cobblestones with the versatility of various sizes and textures. Vintage Belhaven® Pavers are a collection of six various size pavers that have a weathered surface enhanced by slightly chiseled edges. Its many modular sizes make it easy to create unique and interesting patterns for any application.



PRODUCT SPECS



- a) Vintage Belhaven® Small Square – 5 1/2" x 5 1/2"
- b) Vintage Belhaven® Large Square – 11" x 11"
- c) Vintage Belhaven® Small Rectangle – 5 1/2" x 2 3/4"
- d) Vintage Belhaven® Standard Rectangle – 8 1/4" x 5 1/2"
- e) Vintage Belhaven® Large Rectangle – 11" x 8 1/4"
- f) Vintage Belhaven® Jumbo Rectangle – 16 1/2" x 11"
- g) Vintage Belhaven® Circle System – Circle Center, Small Circle Paver, Large Circle Paver and Rectangle Circle Paver.

All Belhaven® pavers are 2 3/4" thick.
Bluestone stocked in select sizes only.

COLORS



Vintage Bluestone



Vintage Canyon Creek Blend



Vintage Earth Blend



Vintage Flagstone Blend

Due to variations in printing, color selections should always be chosen from actual product samples.




vintage richfield®

When an aged, weathered texture is important, our Vintage Richfield® pavers offer a timeless appearance that looks like it's been installed for years. Available in three sizes, our Vintage Richfield® pavers have a non-dimpled texture and can be used to create unique and interesting patterns for any application.



PRODUCT SPECS



- a) Vintage Richfield® Small Square – 5 1/2" x 5 1/2"
- b) Vintage Richfield® Standard Rectangle – 8 1/4" x 5 1/2"
- c) Vintage Richfield® Large Rectangle – 11" x 8 1/4"

All Vintage Richfield® pavers are 2 3/4" thick

COLORS




Vintage Earth Blend



Vintage Flagstone Blend

Due to variations in printing, color selections should always be chosen from actual product samples.



rosetta® grand flagstone


Large natural flagstones have been a highly sought-after material for patios and walkways for generations.

Grand Flagstone maintains the attractive texture and scale of large natural flagstone, but compared to natural flagstone, can be laid in an easy-to-install pattern. Additionally, the unit thicknesses are consistent, making for a comfortable, quality finished installation.



PRODUCT SPECS

Dimensions – All Grand Flagstone is 1 3/4" thick



COLORS



Due to variations in printing, color selections should always be chosen from actual product samples.



rosetta® dimensional flagstone


Rosetta® Dimensional Flagstone mimics an authentic, slate texture using six unique shapes and various stone textures. It's the perfect choice for walkways and elegant patios that require consistent dimensions and a more formal, sophisticated look.



PRODUCT SPECS

- a) Rosetta® Dimensional Flagstone – 6" x 12"
- b) Rosetta® Dimensional Flagstone – 12" x 12"
- c) Rosetta® Dimensional Flagstone – 12" x 18"
- d) Rosetta® Dimensional Flagstone – 18" x 18"
- e) Rosetta® Dimensional Flagstone – 18" x 24"
- f) Rosetta® Dimensional Flagstone – 24" x 24"

All Dimensional Flagstone are 2" thick



COLORS



Bluestone Blend

Cuyahoga Blend

Scioto Blend

Due to variations in printing, color selections should always be chosen from actual product samples.



stonetile®

StoneTile® Abruzzo, with its authentic random surface texture, emulates the charming village and scenic country villas built during the Renaissance.

For natural stone elegance with European flair, StoneTile® Tuscanni blends natural stone appearance with sophisticated style. Create unique textured patterns with the irregular, ridged surface.




STONETILE ABRUZZO



- a) 11.81" x 11.81" x 2.36"
- b) 11.81" x 17.72" x 2.36"
- c) 15.75" x 15.75" x 1.57"
- d) 15.75" x 23.62" x 1.57"
- e) 23.62" x 23.62" x 1.57"

STONETILE TUSCANNI



- a) 11.81" x 11.81" x 2.36"
- b) 11.81" x 17.72" x 2.36"
- c) 15.75" x 15.75" x 1.57"
- d) 15.75" x 23.62" x 1.57"
- e) 23.62" x 23.62" x 1.57"

ABRUZZO COLORS



Caramel Ferrous

TUSCANNI COLORS



Cappuccino



Roccia Blu

Due to variations in printing, color selections should always be chosen from actual product samples.



travertine

Our select-cut travertine offers an upscale appearance that instantly welcomes and defines your space. These multi-shape tiles give you a random pattern that adds visual interest. Border with a contrasting travertine or tumbled paver to add additional dimension to the space. Select-cut travertine is perfect for climates that experience freeze-thaw cycles.



PRODUCT SPECS



- a) Travertine Small Square – 6" x 6"
- b) Travertine Small Rectangle – 6" x 12"
- c) Travertine Large Square – 16" x 16"
- d) Travertine Large Rectangle – 16" x 24"

Travertine pavers are 1 1/4" thick

COLORS



Classic Ivory



Noche



Tuscany



Walnut

Due to variations in printing, color selections should always be chosen from actual product samples.



lets go green

DesignPAVE®
ECO PAVERS

TURFSTONE®

SPEC-PAVE™

WASHINGTON® 21
PERMEABLE PAVERS



ECO Pavers



turfstone[®], spec-pave[™] & washington[®] 21 permeable pavers

Being green is easy with our line of eco-friendly permeable pavers. Our Turfstone[®] and Spec-Pave[™] pavers offer a grid system that provide erosion control and good drainage. The design of the Washington[®] Permeable pavers allows water to flow around and through the paver joints effortlessly.



TURFSTONE[®] & SPEC-PAVE[™] PAVERS



a



b

a) Turfstone[®] Permeable Paver – 15⁵/₈" x 23⁵/₈" x 3¹/₈"

b) Spec-Pave[™] Paver* – 11 x 5¹/₂" x 3¹⁵/₁₆"

WASHINGTON[®] 21 PERMEABLE PAVERS



a



b

a) Washington Full and Half Permeable Pavers*

Full 5¹/₂" x 8¹/₄"
Half 5¹/₂" x 4¹/₈"

b) Vintage Washington Full and Half Permeable Pavers*

Full 5¹/₂" x 8¹/₄"
Half 5¹/₂" x 4¹/₈"

COLORS



Antique Blend



Autumn Blend



Canyon Creek Blend




Charcoal



Earth Blend



Flagstone Blend



Granite Blend

Due to variations in printing, color selections should always be chosen from actual product samples.

find your zen
in your outdoor space

ROSETTA® BELVEDERE

ROSETTA® DIMENSIONAL WALL

ROSETTA® DIMENSIONAL COPING

ROSETTA® STONEBRIDGE

ROSETTA® OUTCROPPING

ROSETTA® STEPS

EDINGTON WALL STONE®

NON-WEATHERED VERSA-LOK®

NON-WEATHERED VERSA-LOK® MOSAIC®

WEATHERED VERSA-LOK® MOSAIC®

HANDY-QUICK® WALL & HANDY-STACK® WALL

OMEGA WALL SYSTEM™



Retaining Walls



rosetta® belvedere

Enhance your landscape with the look of natural stone without the waste or expense. Belvedere incorporates the classic look of stone with a natural texture on both its front and back, making it a perfect choice for freestanding walls, columns or steps. Belvedere is a dimensional system that mimics the Rosetta® Wall Stone Collection but scaled proportionately for a residential application.



PRODUCT SPECS



Rosetta Belvedere—
Wall blocks come in different sizes to create a double sided wall

BELVEDERE FIREPIT

The Belvedere Fire Pit creates a rustic sophistication all its own. The Belvedere Fire Pit has a diameter of approximately five feet and a height of fourteen inches, the proportions of the fire pit creates a perfect focal point for any occasion—from intimate gathers to larger events. The Belvedere Fire Pit blends seamlessly with the entire collection of attractive Rosetta® paver and wall lines.

COLORS



Cuyahoga Blend



Scioto Blend



Rosetta® Belvedere Firepit Pallet –
Each pallet contains all of the 3" and 6" tall pieces needed to create the fire pit shown above. Fire pit includes black steel ring.

Due to variations in printing, color selections should always be chosen from actual product samples.



rosetta® dimensional wall

The hand-dressed, chiseled texture of our Dimensional Wall will truly give your landscape an understated elegance. Garden walls, freestanding walls, columns, and edging are just a few of the many possibilities. Discerning homeowners and design experts are attracted to the formal-yet-natural appearance of Dimensional Wall.



PRODUCT SPECS



a



b

a) Dimensional Wall Straight Block – 12" x 8" x 4"

b) Dimensional Wall Wedge Block – 12" x 8" x 4"

- Hand-hewn stone texture.
- Two standard shapes allow for fast and easy installation.
- Perfect for retaining walls, freestanding walls, edging, columns and more.
- Natural stone texture on five sides.

COLORS



Cuyahoga Blend



Scioto Blend

Due to variations in printing, color selections should always be chosen from actual product samples.



rosetta® dimensional coping

Finish off your wall system with a chiseled, natural stone textured coping. Rosetta® Dimensional Coping compliments various wall systems and adds the finishing touch to your natural-looking wall.



PRODUCT SPECS



a



b



c

- a) Standard Coping – 18" x 12.5" x 2.5"
- b) Finished End Coping – 19" x 12.5" x 2.5"
- c) Long Coping – 24" x 12.5" x 2.5"

COLORS



Cuyahoga Blend



Scioto Blend

Due to variations in printing, color selections should always be chosen from actual product samples.



rosetta® stonebridge

With 30 unique stone textures and 3" deep chiseled relief, the Stonebridge Wall accurately replicates the texture and variety of natural stone. The interlocking Stonebridge units function similar to other segmental retaining wall blocks with one unit size making for fast and simple installation. The Stonebridge Wall is a fully engineerable wall system, suitable for use as a structural retaining wall.



PRODUCT SPECS



a



b



c



d

- a) **Stretcher Unit** – 15⁵/₈" x 9" x 7⁵/₈"
- b) **Multi-Face Stretcher** – 15⁵/₈" x 9" x 7⁵/₈"
- c) **Multi-Face Stretcher** – 15⁵/₈" x 9" x 7⁵/₈"
- d) **Corner** – 5⁵/₈" x 13⁵/₈" x 7⁵/₈"

COLORS



Allegheny Blend



Cuyahoga Blend



Scioto Blend

Due to variations in printing, color selections should always be chosen from actual product samples.



rosetta® outcropping

Unlock the beauty and nuance of nature itself in your outdoor setting with The Rosetta® Outcropping Wall Collection. Incorporate the classic look of weather-hewn stone and steps in a variety of natural sculpted faces, ranging from 2' to 6' long and 6" to 24" tall in 6" increments. Each piece is made of architectural-grade, precast concrete of the finest quality, the integrity of which will not be compromised by weather's unpredictable elements.



PRODUCT SPECS



a

a) **Rosetta® Outcropping Wall Stone** – 12" H x 42" L – 600 lbs.
(unit shown is one of a 12 piece modular system)



b

b) **Rosetta® Outcropping Wall Stone** – 12" H x 54" L – 1012 lbs.
(unit shown is one of a 12 piece modular system)

COLORS



Cuyahoga Blend

Due to variations in printing, color selections should always be chosen from actual product samples.



rosetta® steps

The Rosetta® Step Collection gives you the rugged attractiveness of natural stone but combines it with the safety and comfort of a uniform rise. Rosetta's® Irregular Step line is perfect for free-flowing, natural staircases, while Rosetta's® Dimensional Step line is ideal for more formal, sophisticated settings. Either product takes your landscape to new heights of beauty and comfort.



PRODUCT SPECS



a) Rosetta® Irregular Steps

- All irregular steps have 7" rise
- 42" L x 17" D x 7" H (349 lbs.)
- 42" L x 26" D x 7" H (476 lbs.)
- 54" L x 22" D x 7" H (458 lbs.)
- 48" L x 24" D x 7" H (512 lbs.)
- 48" L x 28" D x 7" H (567 lbs.)
- 60" L x 24" D x 7" H (600 lbs.)

b) Rosetta® Dimensional Steps

- All dimensional steps have 7" rise
- 36" L x 18" D x 7" H (375 lbs.)
- 48" L x 18" D x 7" H (455 lbs.)
- 72" L x 30" D x 7" H (1320 lbs.)

COLORS



Cuyahoga Blend



Scioto Blend

Due to variations in printing, color selections should always be chosen from actual product samples.



edington wall stone®

Perfect for the homeowner doing a small decorative wall, or a party-friendly seat wall, our Edington Wall Stone® is an attractive and practical improvement upon nature's finest. It's the look of natural stone with the resilience and durability of our concrete manufacturing process. Edington Wall Stone® requires no mortar and can be used in curved or straight walls, planters, columns and as steps.



PRODUCT SPECS



a



c



b

- a) Edington Wall Stone® – 12" x 8" x 4"
- b) Edington Wedge – 12" x 8" x 4"
- c) Edington Bullnose – 12" x 8" x 4" (Optional Cap)

COLORS



Canyon Creek Blend



Earthstone Blend



Fieldstone Blend



Flagstone Blend



Quarrystone



Sierrastone Blend

Due to variations in printing, color selections should always be chosen from actual product samples.




non-weathered versa-lok®

When looking for a retaining wall unit that is engineered to retain heavy loads, Versa-Lok's® solid unit durability is the perfect fit. Versa-Lok® is the only solid, true top to bottom pinned system on the market. It's durable, design friendly, and virtually maintenance free attributes handle the harshest conditions.



PRODUCT SPECS



- a) Versa-Lok® – 16" (face) x 14" (rear) x 12" D x 6" H
- b) Smooth Top Versa-Lok® – 16" (face) x 14" (rear) x 12" D x 6" H
- c) Rectangular Cap – 15⁵/₈" (face) x 11⁵/₈" D x 3⁵/₈" H
- d) Bullnose Cap – 15⁵/₈" (face) x 11⁵/₈" D x 3⁵/₈" H
- e) Solid Corner Unit – 7⁷/₈" (face) x 12" D x 6" H

COLORS



Antique Blend

Buff Blend

Canyon Creek Blend



Charcoal

Chestnut Blend

Earth Blend



Flagstone Blend

Granite Blend

Gray Blend

Due to variations in printing, color selections should always be chosen from actual product samples.




non-weathered versa-lok® mosaic

Four different segmental retaining wall options: Standard, Accent, Cobble and Mosaic®. Our Non-Weathered Versa-Lok® Mosaic® Retaining walls can create everything from small, four-foot backyard walls to 40-foot serpentine walls. Use the three sizes together to form the Mosaic® System or separate for three separate unique walls.



PRODUCT SPECS



- a) Versa-Lok® Non-Weathered Standard – 16" (face) x 14" (rear) x 12" D x 6" H
- b) Versa-Lok® Non-Weathered Cobble – 8" (face) x 12" D x 6" H
- c) Versa-Lok® Non-Weathered Accent – 12" (face) x 12" D x 4" H
- d) Rectangular Cap – 15⁵/₈" (face) x 11⁵/₈" D x 3⁵/₈" H
- e) Bullnose Cap – 15⁵/₈" (face) x 11⁵/₈" D x 3⁵/₈" H
- f) Solid Corner Unit – 8" (face) x 12" D x 6" H

COLORS



Canyon Creek Blend



Chestnut Blend



Earth Blend



Flagstone Blend



Granite Blend

Due to variations in printing, color selections should always be chosen from actual product samples.




weathered versa-lok® mosaic

Recreate the intimate setting of a quaint European countryside right in your own backyard using Weathered Versa-Lok® Mosaic® Retaining Walls. Marvel at the age-old craftsmanship each and every random-patterned Mosaic® wall exudes. Three unique Versa-Lok® units—one Standard, one Cobble, and two Accent—combine to form a Mosaic® wall that's redolent of another age.



PRODUCT SPECS



- a) Versa-Lok® Weathered Standard – 16" (face) x 14" (rear) x 12" D x 6" H
- b) Weathered Accent – 12" (face) x 12" D x 4" H
- c) Weathered Cobble – 8" (face) x 12" D x 6" H
- d) Rectangular Cap – 15⁵/₈" (face) x 11⁵/₈" D x 3⁵/₈" H
- e) Bullnose Cap – 15⁵/₈" (face) x 11⁵/₈" D x 3⁵/₈" H
- f) Solid Corner Unit – 8" (face) x 12" D x 6" H

COLORS



Canyon Creek Blend



Chestnut Blend



Earth Blend



Flagstone Blend



Granite Blend

Due to variations in printing, color selections should always be chosen from actual product samples.



handy-quick® wall & handy-stack® wall

Handy-Quick® & Handy-Stack® wall units provide the easiest and most economical way to improve the look of any landscape. Perfect for small retaining walls, terraces, tree rings and planters, you will be pleased with the positive improvements even a small wall can make in your landscape design.



PRODUCT SPECS



a



b



Rear lip for easy alignment
and proper set back

a) Handy-Stack® Wall – 8 1/2" (face) x 6 3/4" (rear)
x 6" D x 4" H

b) Handy-Quick® Wall – 12" (face) x 9" (rear) x 9" D x 4" H

COLORS



Antique Blend



Earth Blend



Flagstone Blend

Due to variations in printing, color selections should always be chosen from actual product samples.

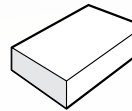
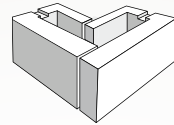
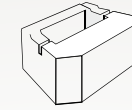
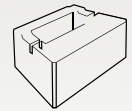


omega retaining wall system™

Value your time and money with the Omega Retaining Wall System™. Using gravel-filled cores, these 8" tall units save you both material and labor costs by installing quickly and efficiently. And when engineered to include reinforcement, the Omega Retaining Wall System™ can be designed for applications of varying heights.




PRODUCT SPECS



- a) **Omega Retaining Wall Straight Face Unit**
 Dimensions: 8" H x 18" W x 12" D
 Face Area: 1.0 ft²
 Weight: 78 lbs
- b) **Tri-Split Face Unit**
 Dimensions: 8" H x 18" W x 9" D
- c) **Retaining Wall Corner Unit**
 Dimensions: 8" H x 18" W x 9" D
 Face Area: 1.0 ft² / 0.5 ft²
 Weight: 75 lbs
 Will need to field modify standard unit
- d) **Retaining Wall Cap Unit**
 Dimensions: 3⁵/₈" H x 15⁵/₈" W x 11⁵/₈" D
 Weight: 51 lbs

COLORS



Canyon Creek Blend



Earth Blend



Flagstone Blend



Gray Blend


Due to variations in printing, color selections should always be chosen from actual product samples.

Emberlok® is a simple way to build a high-end, all masonry outdoor fireplace and chimney. This smartly designed system installs in a matter of hours for less than half the cost of a traditional brick and mortar fireplace. And it enhances the value of any outdoor living space.



EMBERLOK® MASONRY FIREPLACE SYSTEMS

BANDING AND ACCENTS



QUICK INSTALLATION



1 Set base plate on non-combustible foundation.



2 Place center-backs along rear of base plate and build smoke chamber.

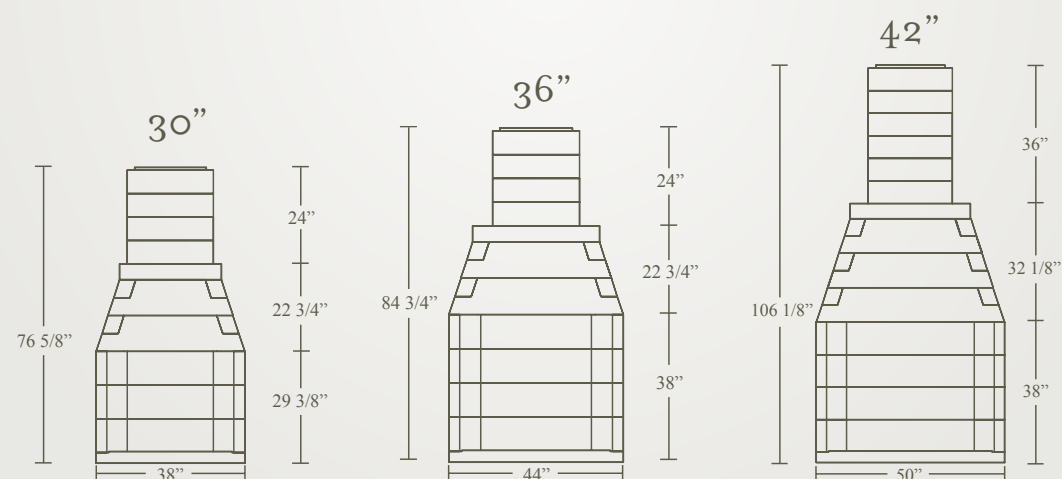


3 Install firebrick and fireplace is complete.

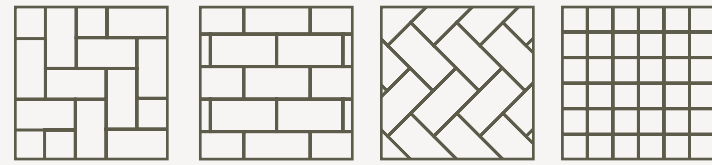
Model	Overall Height	Overall Depth	Overall Width	Overall Diameter	Firebox Opening Height	Smoke Chamber Height	Weight in Pounds
30" Outdoor Fireplace	76.63"	28.5"	38"	n/a	29.38"	23"	1900
36" Outdoor Fireplace	84.75"	28.5"	44"	n/a	38"	23"	2100
42" Outdoor Fireplace	106.13"	28.5"	50"	n/a	38"	32.5"	2600
36" Arched Front Outdoor Fireplace	84.75"	28.5"	44"	n/a	34"*	23"	2160
42" Arched Front Outdoor Fireplace	106.13"	28.5"	50"	n/a	34"*	32.5"	2670

*Measurement at top of arch.

** Height Extension Kit adds 6 inches to overall height. The kit also adds 320-1512 lbs depending on the width of the EmberPit.




MONROE® PAVERS




90° Herringbone Running Bond 45° Herringbone Monroe 8, or 12

WASHINGTON® PAVERS



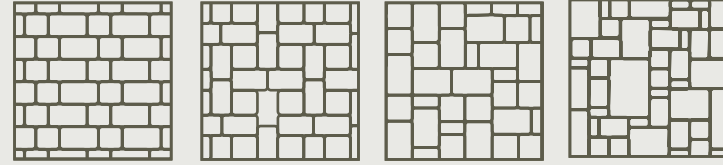
Muster D (40% Wash. 14/60% Wash. 21) Muster K (28% Wash. 14/72% Wash. 21) Running Bond 10, 14, or 21

VINTAGE WASHINGTON® PAVERS




Muster D 40% Wash. 14 60% Wash. 21 Muster K 28% Wash. 14 72% Wash. 21 Running Bond 10, 14, or 21

VINTAGE BELHAVEN® PAVERS



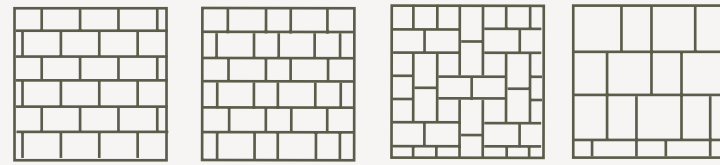
Muster D 40% Small Sq. 60% Standard Rec. Muster K 28% Small Sq. 72% Standard Rec. 3 Piece Random 51% Standard Rec. 11% Small Rec. 38% Small Sq. 3 Piece Random 51% Standard Rec. 11% Small Rec. 38% Small Sq.

VINTAGE RICHFIELD® PAVERS




3 Piece Random 51% Standard Rec. 11% Large Rec. 38% Small Sq. Muster D 40% Small Sq. 60% Standard Rec. Muster K 72% Standard Rec. 28% Small Sq. Running Bond Standard Rec., Small Rec., or Small Sq.

STONETILE® PAVERS



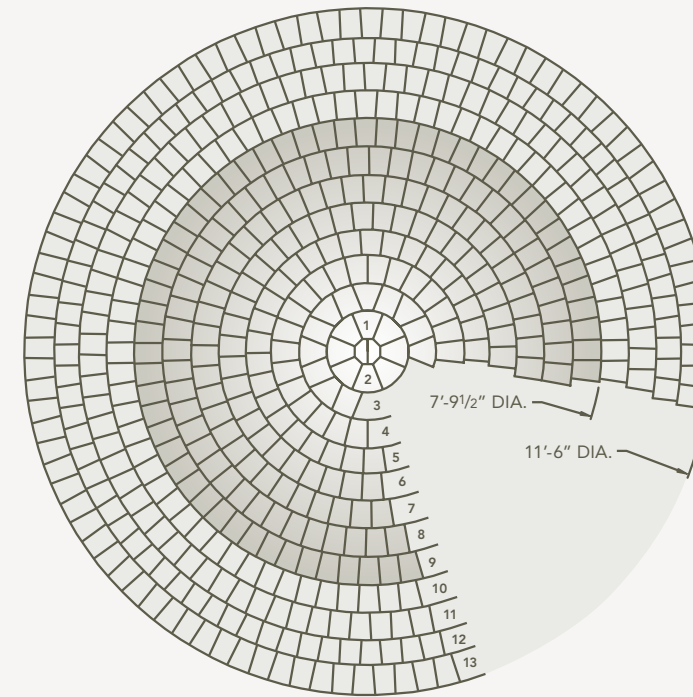
Running Bond 100% 16" x 16" or 100% 16" x 24" Modified Finish Running Bond 40% 16" x 16"/ 60% 16" x 24" or 40% 12" x 12"/ 75% 12" x 18" Modified Herringbone 25% 16" x 16"/ 75% 16" x 24" or 25% 12" x 12"/ 75% 12" x 18" Modified Herringbone 25% 16" x 16"/ 75% 16" x 24" or 25% 12" x 12"/ 75% 12" x 18"

WASHINGTON® 21 PERMEABLE PAVERS



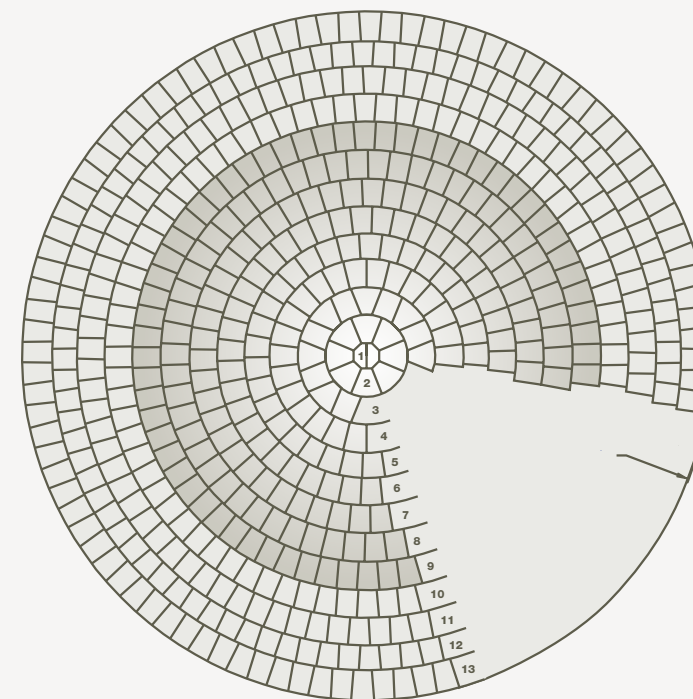
90° Herringbone 45° Herringbone Running Bond 21

WASHINGTON CIRCLE® PAVERS DIAGRAM



	Row	Circle Dia.	Installation Pattern	Paver Description - Washington® Series
First Circle Pack	1	5 1/2"	Single	2-Washington Circle Center
	2	16 1/2"	Single	8-Washington Small Circle
	3	27 1/2"	Alternate	8-Washington Small Circle & 8-Washington
	4	38 1/2"	Single	26-Washington Large Circle
	5	49 1/2"	Single	33-Washington Large Circle
	6	60 1/2"	Single	42-Washington Large Circle
	7	71 1/2"	Alternate	25-Washington Large Circle & 25-Washington 10
	8	82 1/2"	Alternate	29-Washington Large Circle & 29-Washington 10
	9	93 1/2"	Alternate	34-Washington Large Circle & 34-Washington 10
Second Circle Pack	10	104 1/2"	Alternate	38-Washington Large Circle & 38-Washington 10
	11	115 1/2"	Alternate	42-Washington Large Circle & 42-Washington 10
	12	127"	Alternate	46-Washington Large Circle & 46-Washington 10
	13	138"	Alternate	50-Washington Large Circle & 50-Washington 10
Additional Pieces	14 & Up		Single	(As Needed) Washington 10 (81 pcs or 12.78 ft ² per pallet band)
Notes	Due to the complex shapes of the pieces in a circle, there will be some extra pieces not used for standard installation. As shown above, additional pieced may be needed for diameters large than 8' Oberfields Edington Wedge Firepit Kits fits at 5th row, for installation, omit rows 1-5			

BELHAVEN CIRCLE® PAVERS DIAGRAM



	Row	Circle Dia.	Installation Pattern	Paver Description - Belhaven® Series
Circle Pack	1	5 1/2"	Single	1-Belhaven Circle Center
	2	16 1/2"	Single	8-Belhaven Small Circle
	3	27 1/2"	Alternate	8-Belhaven Small Circle & 8-Belhaven Rectangle Paver
	4	38 1/2"	Single	26-Belhaven Large Circle
	5	49 1/2"	Single	33-Belhaven Large Circle
	6	60 1/2"	Single	42-Belhaven Large Circle
	7	71 1/2"	Alternate	25-Belhaven Large Circle & 25-Belhaven Rectangle Paver
	8	82 1/2"	Alternate	29-Belhaven Large Circle & 29-Belhaven Rectangle Paver
	9	93 1/2"	Alternate	34-Belhaven Large Circle & 34-Belhaven Rectangle Paver
	10	104 1/2"	Alternate	38-Belhaven Large Circle & 38-Belhaven Rectangle Paver
	11	115 1/2"	Alternate	42-Belhaven Large Circle & 42-Belhaven Rectangle Paver
	12	127"	Alternate	46-Belhaven Large Circle & 46-Belhaven Rectangle Paver
	13	138"	Alternate	50-Belhaven Large Circle & 50-Belhaven Rectangle Paver
Additional Pieces	14 & Up		Single	(As Needed) Belhaven Small Square Paver
Notes	Due to the complex shapes of the pieces in a circle, there will be some extra pieces not used for standard installation. Oberfields Edington Wedge Firepit Kit fits at 5th row, for installation, omit rows 1-5			

PACKAGING REFERENCE GUIDE

PAVER PRODUCTS

	STOCKED	DIMENSIONS	NOMINAL DIMENSIONS	WEIGHT PER SQ. FT.	UNITS PER SQ. FT.	UNITS PER BAND	UNITS PER CUBE	WEIGHT PER CUBE	SO. FT. PER UNIT	SO. FT. PER BAND	SO. FT. PER CUBE	COLORS STOCKED
Washington® Circle	X	Circle Center, Small Circle Paver, Large Circle Paver	N/A	27.6	N/A	N/A	318	1380	Varies	N/A	50	Antique, Autumn, Canyon Creek, Charcoal, Earth, Flagstone, Granite
Washington® 10	X	4 1/8" x 5 1/2" x 2 3/8"	105 mm x 140 mm x 60 mm	27.6	6.34	80	640	2788	0.16	12.61	101	Antique, Autumn, Canyon Creek, Charcoal, Earth, Flagstone, Granite
Washington® 14	X	5 1/2" x 5 1/2" x 2 3/8"	140 mm x 140 mm x 60 mm	27.6	4.76	60	480	2760	0.21	12.50	100	Antique, Autumn, Canyon Creek, Charcoal, Earth, Flagstone, Granite
Washington® 21	X	5 1/2" x 8 1/4" x 2 3/8"	140 mm x 210 mm x 60 mm	27.6	3.17	54	324	2815	0.32	17.00	102	Antique, Autumn, Canyon Creek, Charcoal, Earth, Flagstone, Granite
Monroe®	X	4" x 8" x 2 3/8" *	100 mm x 200 mm x 60 mm	27.6	4.70	81	486	2843	0.21	17.17	103	Antique, Autumn, Canyon Creek, Charcoal, Earth, Flagstone, Granite
Monroe® 4		4" x 8" x 2 3/8" *	100 mm x 200 mm x 60 mm	27.6	4.70	81	486	2843	0.21	17.17	103	Special Order Only
Monroe® 8		8" x 8" x 2 3/8"	200 mm x 200 mm x 60 mm	27.6	2.35	40	240	2815	0.43	17.00	102	Special Order Only
Monroe® 12	X	12" x 12" x 2 3/8"	300 mm x 300 mm x 60 mm	27.6	1.00	24	96	2650	1.00	24.00	96	Antique, Gray, Red
Lincoln® Edge		4 5/16" x 8 5/8" x 2 3/8"	110 mm x 220 mm x 60 mm	27.6	4.80	50	500	2870	0.21	10.40	105	Special Order Only
Lincoln®		6 1/8" x 8 5/8" x 2 3/8"	155 mm x 220 mm x 60 mm	27.6	3.80	80	400	2898	0.26	21.00	104	Special Order Only
Vintage Washington® 10	X	4 1/8" x 5 1/2" x 2 3/8"	105 mm x 140 mm x 60 mm	27.6	0.37	80	640	2788	0.16	12.61	101	Antique, Canyon Creek, Desert Sand, Earth, Flagstone, Granite
Vintage Washington® 14	X	5 1/2" x 5 1/2" x 2 3/8"	140 mm x 140 mm x 60 mm	27.6	6.34	60	480	2760	0.21	12.50	100	Antique, Canyon Creek, Desert Sand, Earth, Flagstone, Granite
Vintage Washington® 21	X	5 1/2" x 8 1/4" x 2 3/8"	140 mm x 210 mm x 60 mm	27.6	4.76	54	324	2815	0.32	17.00	102	Antique, Canyon Creek, Desert Sand, Earth, Flagstone, Granite
Vintage Washington® Circle	X	Circle Center, Small Circle Paver, Large Circle Paver	N/A	27.6	3.17	N/A	318	1380	Varies	N/A	50	Antique, Canyon Creek, Desert Sand, Earth, Flagstone, Granite
Vintage Belhaven® Small Rectangle	X	5 1/2" x 2 3/4" x 2 3/4"	140 mm x 70 mm x 70 mm	32.0	N/A	96	768	2592	0.11	10.56	81	Bluestone, Canyon Creek, Earth, Flagstone
Vintage Belhaven® Small Square	X	5 1/2" x 5 1/2" x 2 3/4"	140 mm x 140 mm x 70 mm	32.0	9.52	48	384	2592	0.21	10.08	81	Bluestone, Canyon Creek, Earth, Flagstone
Vintage Belhaven® Standard Rectangle	X	8 1/4" x 5 1/2" x 2 3/4"	210 mm x 140 mm x 70 mm	32.0	4.76	48	288	2912	0.32	15.36	91	Bluestone, Canyon Creek, Earth, Flagstone
Vintage Belhaven® Large Rectangle	X	11" x 8 1/4" x 2 3/4"	280 mm x 210 mm x 70 mm	32.0	3.17	32	128	2592	0.63	20.16	81	Canyon Creek, Earth, Flagstone
Vintage Belhaven® Large Square	X	11" x 11" x 2 3/4"	280 mm x 280 mm x 70 mm	32.0	1.58	24	96	2592	0.84	20.16	81	Canyon Creek, Earth, Flagstone
Vintage Belhaven® Jumbo Rectangle	X	16 1/2" x 11" x 2 3/4"	420 mm x 280 mm x 70 mm	32.0	1.19	16	64	2592	1.27	20.32	81	Canyon Creek, Earth, Flagstone
Vintage Belhaven® Circle	X	Circle Center, Small Circle Paver, Large Circle Paver & Rectangle Circle Paver	N/A	32.0	0.79	N/A	704	3520	Varies	N/A	110	Canyon Creek, Earth, Flagstone
Vintage Richfield® Small Square	X	5 1/2" x 5 1/2" x 2 3/4"	140 mm x 140 mm x 70 mm	32.0	N/A	48	384	2592	0.21	10.08	81	Earth, Flagstone
Vintage Richfield® Standard Rectangle	X	8 1/4" x 5 1/2" x 2 3/4"	210 mm x 140 mm x 70 mm	32.0	4.76	48	288	2912	0.32	15.36	91	Earth, Flagstone
Vintage Richfield® Large Rectangle	X	11" x 8 1/4" x 2 3/4"	280 mm x 210 mm x 70 mm	32.0	3.17	32	128	2592	0.63	20.16	81	Earth, Flagstone
Rosetta® Dimensional Flagstone	X	Random sizes available (See page 30 for dimensions)		24.0	1.58		48	2350			98	Bluestone, Cuyahoga, Scioto
Rosetta® Grand Flagstone	X	15 unique shapes at 1 3/4" thickness	291 mm x 291 mm x 60 mm	N/A	1.10	N/A	64	1664	0.91	N/A	58	Cuyahoga, Scioto
Turfstone® Grass Paver	X	15 3/4" x 22 5/8" x 3 1/8"	400 mm x 600 mm x 80 mm	27.6	0.37	N/A	48	2784	N/A	N/A	128	Gray
Washington® 21 Full Permeable Paver (vintage available)		5 1/2" x 8 1/4"	140 mm x 105 mm	36.4	6.34	N/A	28	1929	0.16	N/A	53	Special Order Only
Washington® 21 Half Permeable Paver (vintage available)		5 1/2" x 4 1/8"										Special Order Only
StoneTile® Abruzzo & StoneTile Tuscanni	X	15 3/4" x 15 3/4" x 1 9/16"	400 mm x 400 mm x 40 mm	18.5	.58	N/A	56	1791	1.72	N/A	96	Caramel Ferrous
StoneTile® Abruzzo & StoneTile Tuscanni	X	15 3/4" x 23 5/8" x 1 9/16"	400 mm x 600 mm x 40 mm	18.5	.39	N/A	56	2706	2.58	N/A	144	Cappuccino, Roccia Blu
Travertine	X	Random sizes available (See page 34 for dimensions)	Varies in size									Classic Ivory, Noche, Tuscany, Walnut

RETAINING WALL PRODUCTS

	STOCKED	DIMENSIONS	NOMINAL DIMENSIONS	WEIGHT PER SQ. FT.	UNITS PER SQ. FT.	UNITS PER BAND	UNITS PER CUBE	WEIGHT PER CUBE	SO. FT. PER UNIT	SO. FT. PER BAND	SO. FT. PER CUBE	COLORS STOCKED
Non-Weathered Versa-Lok® Standard	X	16" front x 12" depth x 6" height	406 mm x 305 mm x 152 mm	82	1.50	N/A	36	2952	0.667	N/A	24.00	Antique, Buff, Canyon Creek, Charcoal, Chestnut, Earth, Flagstone, Granite, Gray
Non-Weathered Versa-Lok® Accent	X	12" front x 12" depth x 4" height	305 mm x 305 mm x 102 mm	40	3.00	N/A	64	2880	0.333	N/A	24.00	Canyon Creek, Chestnut, Earth, Flagstone, Granite
Non-Weathered Versa-Lok® Cobble	X	8" front x 12" depth x 6" height	203 mm x 305 mm x 152 mm	40	3.00	N/A	72	2880	0.333	N/A	24.00	Canyon Creek, Chestnut, Earth, Flagstone, Granite
Non-Weathered Rectangular Retaining Wall Cap	X	15 5/8" front x 11 5/8" depth x 3 5/8" height	397 mm x 295 mm x 92 mm	51	N/A	N/A	60	2700	N/A	N/A	N/A	Antique, Buff, Canyon Creek, Charcoal, Chestnut, Earth, Flagstone, Granite, Gray
Non-Weathered Versa-Lok® Bullnose Cap	X											Antique, Buff, Canyon Creek, Charcoal, Chestnut, Earth, Flagstone, Granite, Gray
Handy-Quick® Wall	X	12" front x 9" depth x 4" height	305 mm x 220 mm x 100 mm	30	3.00	N/A	96	2880	0.330	N/A	32.00	Antique, Earth, Flagstone
Handy-Stack® Wall	X	8 1/2" front x 6" depth x 4" height	216 mm x 150 mm x 100 mm	13	4.17	N/A	192	2496	0.240	N/A	45.00	Antique, Earth, Flagstone
Weathered Versa-Lok® Standard	X	16" front x 12" depth x 6" height	406 mm x 305 mm x 152 mm	82	1.50	N/A	36	2952	0.667	N/A	24.00	Canyon Creek, Chestnut, Earth, Flagstone, Granite
Weathered Versa-Lok® Accent	X	12" front x 12" depth x 4" height	305 mm x 305 mm x 102 mm	40	3.00	N/A	64	2880	0.333	N/A	21.00	Canyon Creek, Chestnut, Earth, Flagstone, Granite
Weathered Versa-Lok® Cobble	X	8" front x 12" depth x 6" height	203 mm x 305 mm x 152 mm	40	3.00	N/A	72	2880	0.333	N/A	24.00	Canyon Creek, Chestnut, Earth, Flagstone, Granite
Weathered Rectangular Retaining Wall Cap	X	15 5/8" front x 11 5/8" depth x 3 5/8" height	397 mm x 295 mm x 92 mm	51	N/A	N/A	60	3060	N/A	N/A	N/A	Canyon Creek, Chestnut, Earth, Flagstone, Granite
Weathered Versa-Lok® Bullnose Cap	X											Canyon Creek, Chestnut, Earth, Flagstone, Granite
Omega Wall Retaining Wall System® (Straight face)	X	18" front x 12" depth x 8" height	457 mm x 305 mm x 203 mm	78	1.00	N/A	36	2808	1.0	N/A	36.00	Canyon Creek, Earth, Flagstone, Gray
Edington Wall Stone®	X	12" front x 8" depth x 4" height	300 mm x 200 mm x 100 mm	30	3.00	N/A		N/A	0.666	N/A	40.00	Canyon Creek, Earthstone, Fieldstone, Flagstone, Quarystone, Sierrastone
Edington Wedge	X	12" front x 8" depth x 4" height	300 mm x 200 mm x 100 mm	25	N/A		96		N/A	N/A	N/A	Canyon Creek, Earthstone, Fieldstone, Flagstone, Quarystone, Sierrastone
Rosetta® Belvedere Collection	X	Wall, Coping, and Corner Pallets available	Varies in size									Cuyahoga, Scioto
Rosetta® Firepit	X											Cuyahoga, Scioto
Rosetta® Belvedere Dimensional Wall	X	Random sizes available	Varies in size									Cuyahoga, Scioto
Rosetta® Belvedere Dimensional Coping	X	Random sizes available	Varies in size									Cuyahoga, Scioto
Rosetta® Stonebridge	X	Random sizes available (See page 48 for dimensions)	Varies in size									Allegheny, Cuyahoga, Scioto
Rosetta® Outcropping	X	Wall, corner (6" & 12") available	Varies in size									Cuyahoga
Rosetta® Irregular Steps	X	42"-60" front x 17"-28" depth x 7" height					6	3150				Cuyahoga, Scioto
Rosetta® Dimensional Steps 3'	X	36" front x 18" depth x 7" height					6	2250				Cuyahoga, Scioto
Rosetta® Dimensional Steps 4'	X	48" front x 18" depth x 7" height					6	2730				Cuyahoga, Scioto
Rosetta® Dimensional Steps 6'	X	72" front x 30" depth x 7" height					3	3960				Cuyahoga, Scioto

SPECIAL NOTES

* Asterick denotes non-stocked shape or color

All Circle Cubes are sold as full cubes only.

Larger circles can be obtained by adding additional Washington 10's or Belhaven® Small Rectangle & Small Square.

Due to the complex size of the pieces in a circle, there will be some extra pieces.

Weight per Cube does not include pallet weight.

*Washington® 14 & 21 & Vintage Washington® 14 & 21 shapes are also available in 80 mm series.

*Monroe® and Monroe® 4 and Vintage Monroe® and Monroe® 4 shapes are also available in 80 mm series.

To figure Lincoln® Edges: Lineal Footage x .28 = Square Feet. Square Feet x 4.8 = Number of Pieces.

Special Order Non-Stock Paver and Retaining Wall Set-Up Charges: less than 1,000 square feet=\$750 per shape/color/size; 1,000-2,999 square feet=\$500 per shape/color/size; 3,000 square feet and over=no set up charge

Paver Color Blends: Antique=charcoal, red; Autumn=buff, charcoal, red; Canyon Creek= buff, charcoal, maroon; Earth=brown, buff, charcoal; Flagstone=buff, charcoal, gray; Granite=charcoal, gray

Due to color variations of pavers, it is advisable to remove them from the top to the bottom of the cube, versus removing by layers. When possible, install from 3 cubes at a time.

Retaining Wall Color Blends: Antique=charcoal, red; Canyon Creek=buff, charcoal, maroon; Chestnut=brown, buff; Earth Blend=brown, buff, charcoal; Flagstone=buff, charcoal, gray; Granite=charcoal, gray



OBERFIELDS CONCRETE PAVER & RETAINING WALLS WARRANTY

OBERFIELDS LLC provides a limited lifetime warranty of its paver, slab, and dry cast wall products and Rosetta® family of precast products for residential applications against manufacturing defects. This Warranty is provided to the original purchaser only, with the original proof of purchase, and is non-transferable.

This Warranty is valid if the material is installed and maintained under industry standards or OBERFIELDS LLC guidelines. Color variances and the appearance of efflorescence do not substantiate a warranty claim. Any product deemed to be defective will be replaced at no charge; however, shipping costs or costs relating to the removal of defective material and replacement labor are not included in this warranty. Color matching cannot be guaranteed.

oberfields.com | 800.845.7644

