



*The*  
**STONEBRIDGE**  
*Collection*


**ROSETTA** THE LOOK AND FEEL OF NATURE



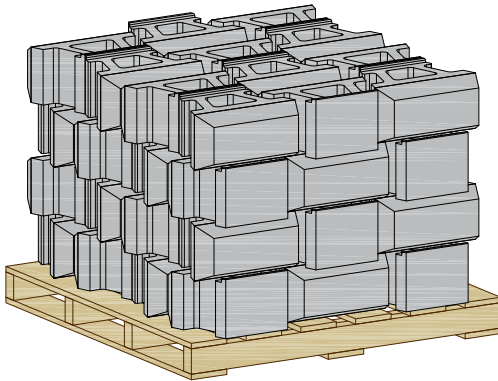

**FEATURES**

- **Beautiful Texture** of natural stone
- 24 Unique Stone Faces
- 3" of Chiseled Relief
- **Strong** Interlocking rear lip
- Easy to Install
- Bridges the gap between SRW's and Stone

**STONEBRIDGE WALL UNIT**



**STONEBRIDGE CAP UNIT**



**WALL PALLET**

48 blocks/pallet  
 2950 #/pallet  
 40 sf/pallet

**CAP PALLET**

72 caps/pallet  
 2550 #/pallet  
 93 lf/pallet

**CORNER PALLET**

48 pcs./pallet  
 3300 #/pallet  
 Corner Block:  
 7 5/8"H x 15 5/8"W x 7 5/8"D

**AVAILABLE COLORS**



Fond du Lac



Auburn Ridge



Slate Grey

**SAMPLE CROSS SECTION**

