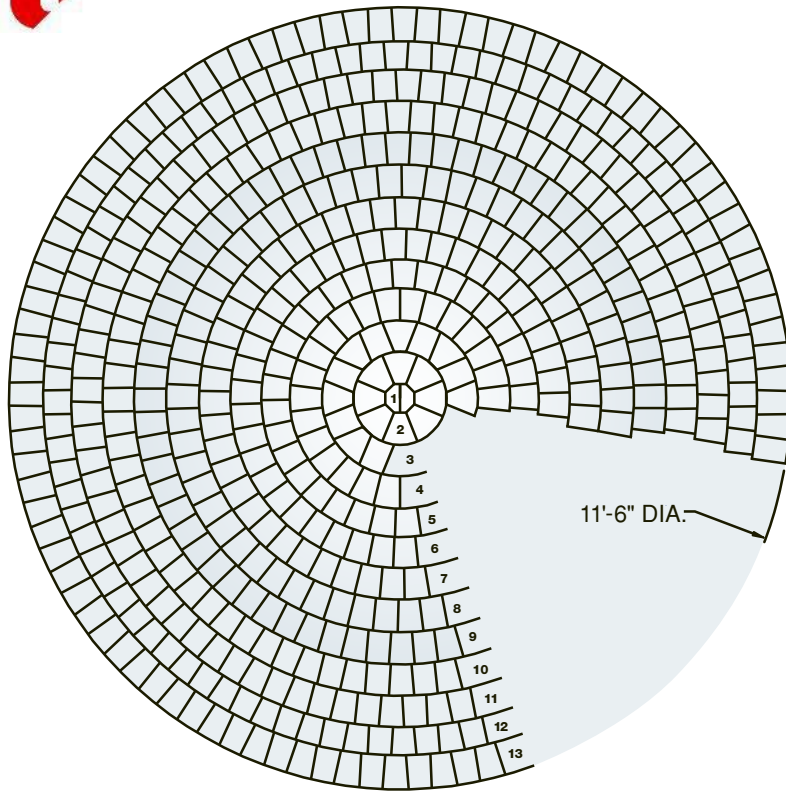



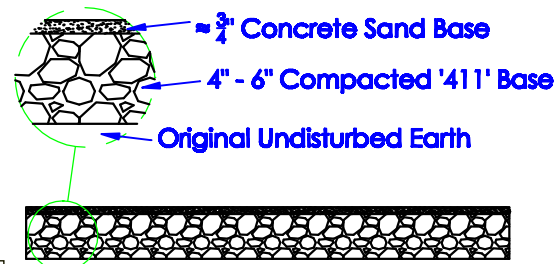
Belhaven Series Circle



Image(left): Belhaven Circle installation with Edington firepit and custom cut Edington cap



Image(above): Belhaven Circle installation with vertical stack Edington and Versa-lok seat wall



	Row	Circle Diameter	Installation Pattern	Paver Description - Belhaven Series
Circle Pack	1	5 1/2"	Single	1-Belhaven Circle Center
	2	16 1/2"	Single	8-Belhaven Small Circle
	3	27 1/2"	Alternate	8-Belhaven Small Circle & 8-Belhaven Rectangle Paver
	4	38 1/2"	Single	26-Belhaven Large Circle
	5	49 1/2"	Single	33-Belhaven Large Circle
	6	60 1/2"	Single	42-Belhaven Large Circle
	7	71 1/2"	Alternate	25-Belhaven Large Circle & 25-Belhaven Rectangle Paver
	8	82 1/2"	Alternate	29-Belhaven Large Circle & 29-Belhaven Rectangle Paver
	9	93 1/2"	Alternate	34-Belhaven Large Circle & 34-Belhaven Rectangle Paver
	10	104 1/2"	Alternate	38-Belhaven Large Circle & 38-Belhaven Rectangle Paver
	11	115 1/2"	Alternate	42-Belhaven Large Circle & 42-Belhaven Rectangle Paver
	12	127"	Alternate	46-Belhaven Large Circle & 46-Belhaven Rectangle Paver
	13	138"	Alternate	50-Belhaven Large Circle & 50-Belhaven Rectangle Paver
Additional Pieces	14 & up		Single	(As Needed) Belhaven Small Square Paver
Notes	Due to the complex shapes of the pieces in a circle, there will be some extra pieces not used for standard installation. Oberfield's Edington Wedge Firepit Kit fits at 5th row, for installation, omit rows 1-5			

Circle Pack Contents	
16	Belhaven Circle Center
32	Belhaven Small Circle
288	Belhaven Rectangle Paver
368	Belhaven Large Circle

For more information, including basic paver installation instructions, project ideas and additional products, please visit us at www.oberfields.com